




# Open Stock

Each warehouse has its own stock of various products. The container manager has to open the stock in order to make the products available to the drivers. On the app, you can access the **Stock** tab and manage the container's stock levels, as well as fill orders, report defectives, and close stock.





To select the available products, you will have access to a product catalog and be able to choose the amount for each one of them. All inputs should be filled even if the amount is 0.






After selecting the products, you will be able to access to the stock summary with the Container name and all the listed products. If everything is correct, confirm and open stock.



When the stock is opened, you are able to perform other actions, until you close the stock.



---

Revision #1

Created 19 September 2022 11:53:15 by Andri

Updated 19 September 2022 11:53:30 by Andri