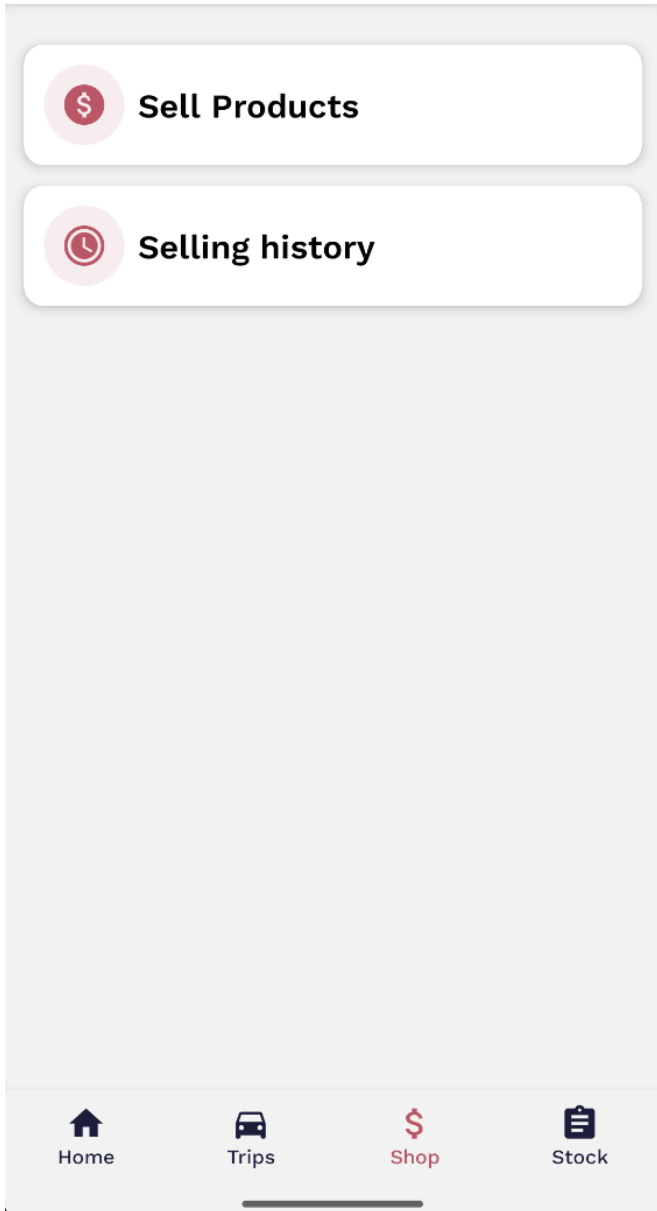


# 1. Sell Products

As a shop manager you can sell products if you are assigned to a container which is labelled as 'shop'. To do so, go to the shop tab in the APP and select 'Sell Products'.



On the next page, you should input the customer's name as well as the product type and quantity.

←

Sell Products

Customer

Walk-in customer

Product type

>

PAYMENT

A product can be sold as both a refill or an outright.


←

Product type

REFILL

OUTRIGHT

ACCESSORIES



50kg ProGas

Full

1

CONFIRM

1

2

3

−

4

5

6

⌋

7

8

9

⌫

,

0

.

✓

⌵

Before selling, you need to scan the products, to do so, click 'scan' after inputting the quantities.

←

Sell Products

Customer


Walk-in customer

Product type

50kg ProGas

>

Sell overview



50kg ProGas

Refill • Full

x 1 units

Total

Ksh 12,000.00

SCAN PRODUCTS

If the sale is a **refill**, you must scan both the empty cylinder to be filled and the full cylinder being used for filling. If the sale is **outright**, then you must only scan the full cylinder which is being sold.

←

Sell Products

REJECT

REFILL

OUTRIGHT

\$

Refill

0/2

50KG PROGAS

Full • Nondefective

0/1

50KG PROGAS

Empty • Nondefective

0/1

SCAN FULL

SCAN EMPTY

DONE

Scan the barcode by using the device's camera. Should the barcode be unscannable, select the 'keyboard' section and manually insert the serial number.

Scanning

CAMERA

KEYBOARD

Enter code

Cylinders with defective barcode or serial number should be reported defective

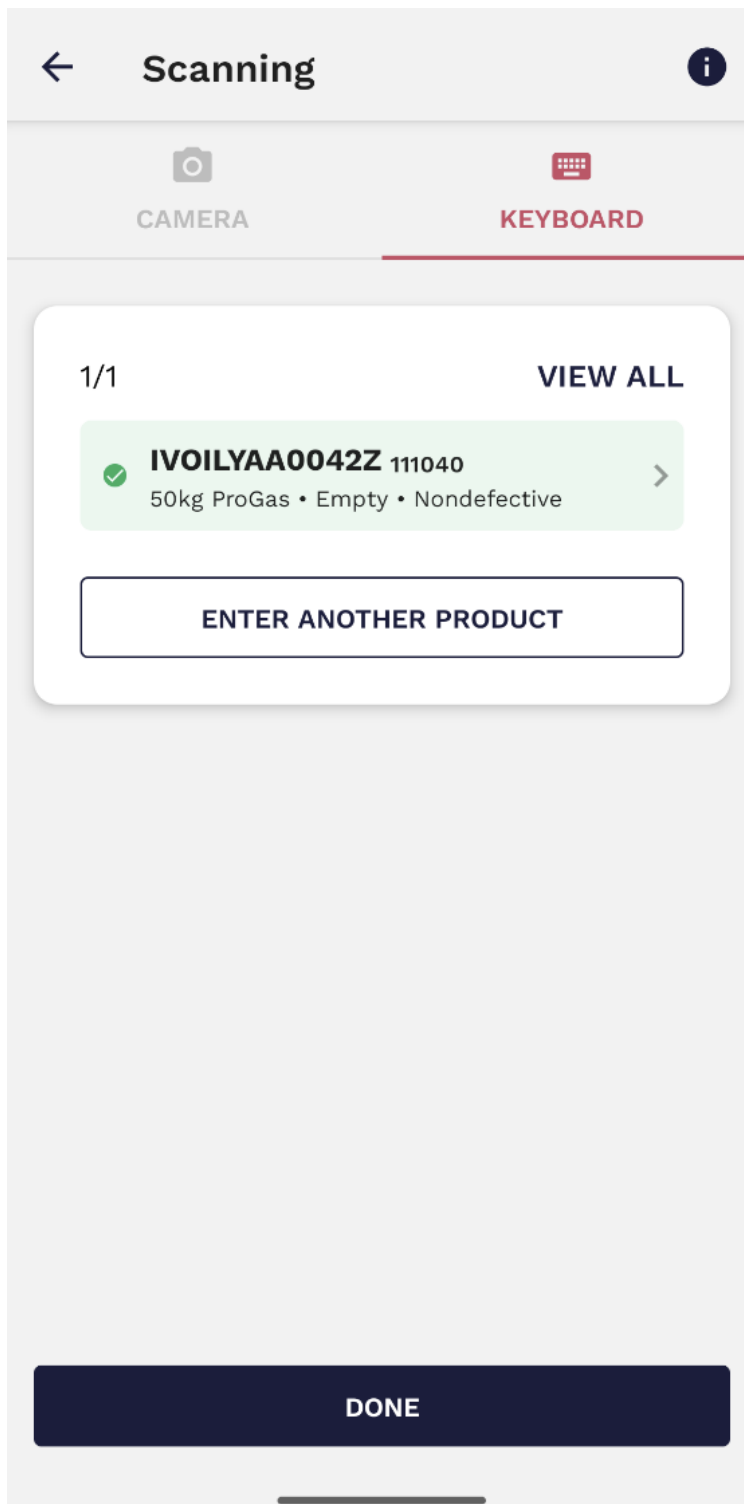
Enter serial number

Serial number

ADD PRODUCT

DONE

Add the product and continue to scan the rest of the products being sold. Once all the products being sold have been scanned, click 'done'. Be sure to scan both the full and the empty.



Be sure to scan both the full and empty cylinders, the quantities obtained from the scans will be presented. Subsequently, click 'Done'.



## Sell Products

REJECT

REFILL

OUTRIGHT




Refill

2/2

**50KG PROGAS**

Full • Nondefective

1/1


 Rachel ShopManager

1

**50KG PROGAS**

Empty • Nondefective

1/1

 Rachel ShopManager

1

SCAN FULL

SCAN EMPTY

DONE

Click 'confirm sell' to proceed with the sale.





## Sell Products

REJECT

Customer

Walk-in customer

### Sell overview



**50kg ProGas**

Refill

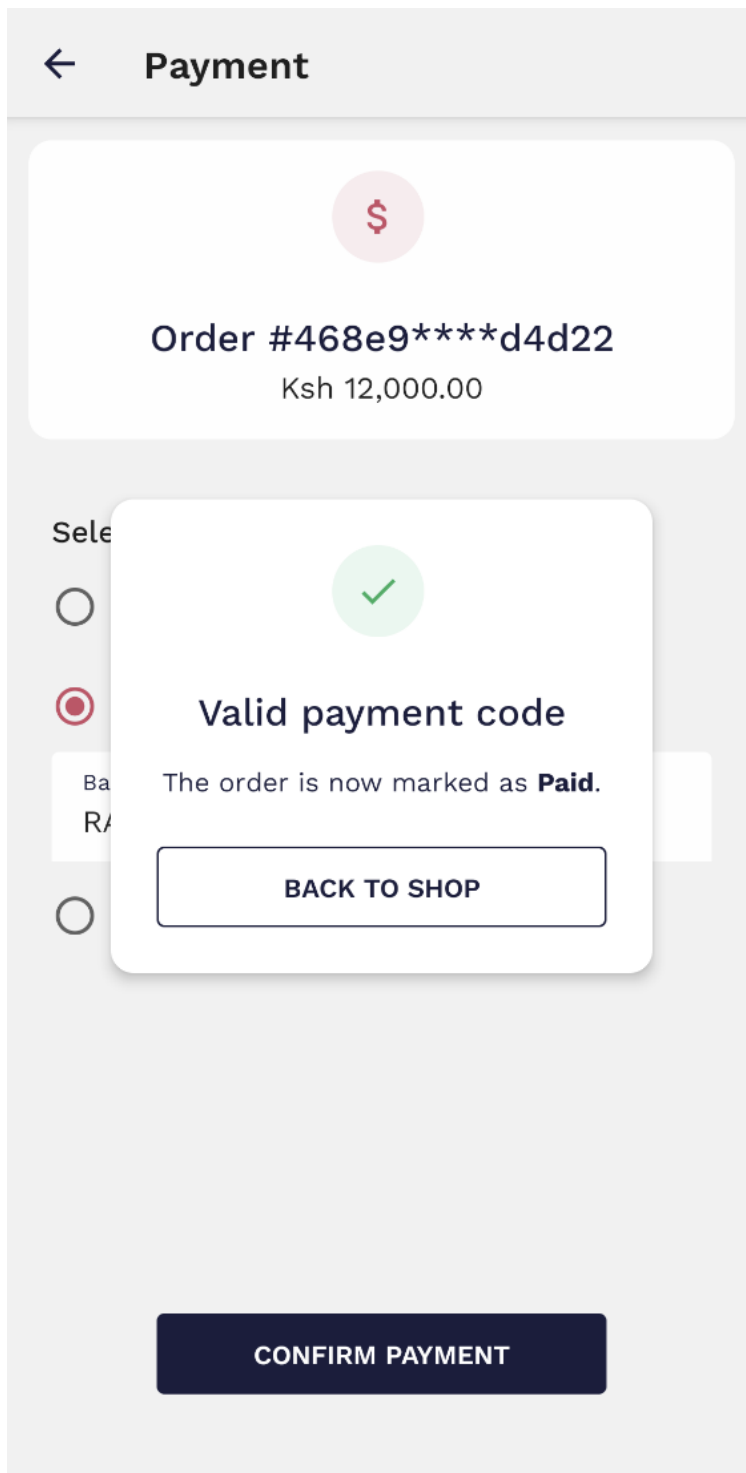
x 1 units

**Total**

Ksh 12,000.00

CONFIRM SELL

The next step would be to input the payment details (Invoice, Bank Transfer or M-PESA)



Once the payment code is verified and confirmed, you can return to the shop to continue making sales.

Revision #4

Created 22 September 2023 10:34:52 by Rachel

Updated 22 September 2023 12:28:10 by Rachel