






Sell products

To sell the loaded products, click on the **Sell** button. This action becomes available only after the **Loading** action. You can select one of the available customers from the list or create a new one.






For products, you have access to the product catalog with multiple products (both Outright and Refill) and accessories. All inputs should be filled even if the amount is 0.



Like any other important action, this one must be confirmed before proceeding. You will be asked to confirm the quantities before moving to the next step.



The payment might be done by three different methods: **Invoice**, **Bank transfer**, or **MPESA code**. All of them need a confirmation code to prove that the payment was made. All you need to do is select the payment method, introduce the payment code and confirm it. The request should be processed in a short period of time and if everything is correct, the payment will be successfully processed.

Image not found or type unknown





Image not found or type unknown



Revision #2

Created 19 September 2022 09:44:59 by Andri

Updated 19 September 2022 09:56:48 by Andri