



# Log in/Clock in

- Log in
- Clock In
- Clock out & Log out

# Log in


In order to use the app, you need to log in using a **valid phone number**. After that, you will receive a confirmation code and the application will ask you to introduce that code to guarantee a secure authentication.




Confirm the code and you're ready to use the app. In case something goes wrong, you can always ask for another code by clicking on the **Resend Code** button.

# Clock In

To perform any action in the app, besides the **Login/Log Out**, you need to **Clock In** to start your shift. You can simply do that by clicking on the **Clock In** button. Once you're clocked in, you can view your assignments (trips and vehicles) and start your working shift.





# Clock out & Log out

Similar to **Clock in**, after finishing your shift, you should click on the **Clock Out** button and Log out. If you Log out without clocking out, it will automatically register your shift as finished.

