

5. Sales with shop replenishment trips (+Scanning)

Backoffice - New trip type Sales with Shop replenishment:

We now have a new trip type called Sales with shop replenishment, which is a sales trip that also allows drivers to replenish shops. The shops that can be replenished MUST BE in the same sales area as the originating container.

Replenishment to shops will consist of FULL cylinders/accesories.

Replenishment from shops will consist of EMPTY or SUSPECTIVE DEFECTIVE cylinders/accesories.

PROTO SOLUTIONS™

Adolfo Luzardo Cabrera Superadmin

Create a new trip

Cancel NEXT

Trip information

Trip type:*


Select one

- Sales
- Replenishment
- Sales with shop replenishment
- Select from container first

The details about the replenished products will be shown within the trip details page, as well as the action details of each load/offload to a shop.

Trip details

← BACK

 1000WH

Status: Finished

Type: Sales With Shop Replenishment

Start location: Busia SL

End location: Busia SL

Vehicle: KBB 791B

Assigned driver: Matteo - POS 44

Reporter: Matteo - DM

Created at: 2023/05/31 - 13:23

Started at: 2023/05/31 - 13:23

Finished at: 2023/05/31 - 13:45

Products

Product type	State	Loaded	Replenished	Offloaded
13kg SeaGas	Empty	—	+1 unit	1 unit
6kg ProGas	Full	1 unit	-1 unit	0 units

Action history

Actions	Responsible	Date	Action Status
Offloading	Matteo - DM	2023/05/31 - 13:45	executed
Offloading	Matteo - POS 44	2023/05/31 - 13:45	executed
Replenishment Offloading	Matteo - FM	2023/05/31 - 13:45	executed
Replenishment Loading	Matteo - FM	2023/05/31 - 13:24	executed
Loading	Matteo - POS 44	2023/05/31 - 13:23	executed
Loading	Matteo - DM	2023/05/31 - 13:23	executed

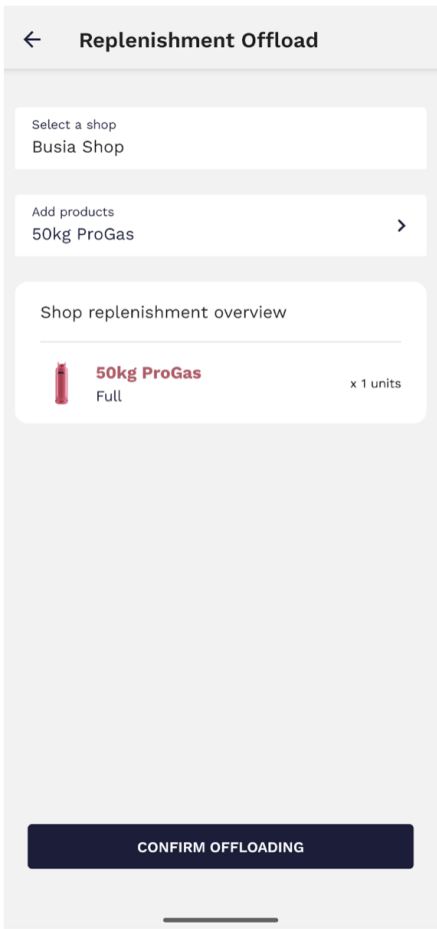
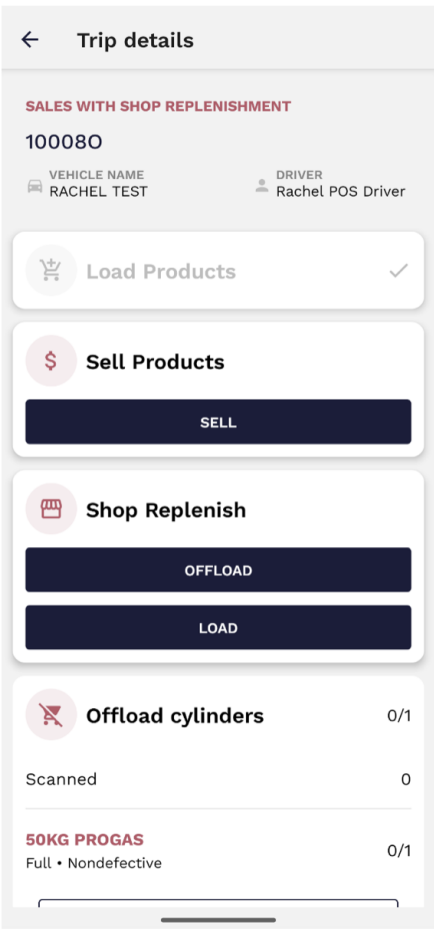
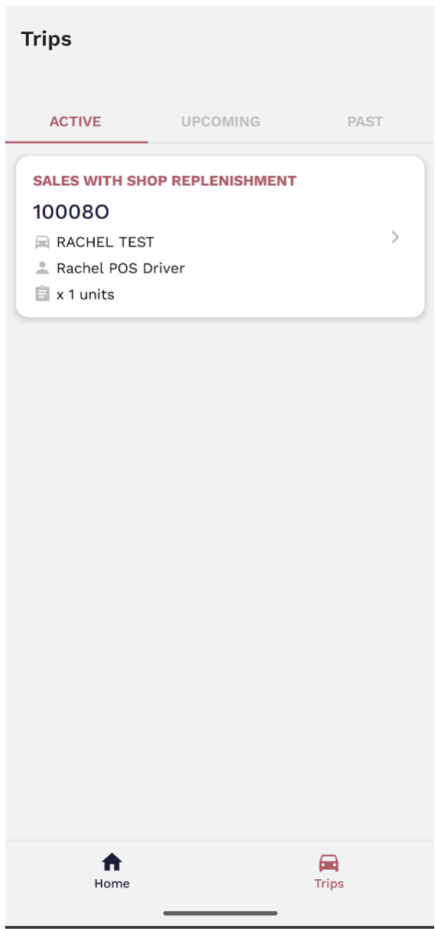
Image not found or type unknown



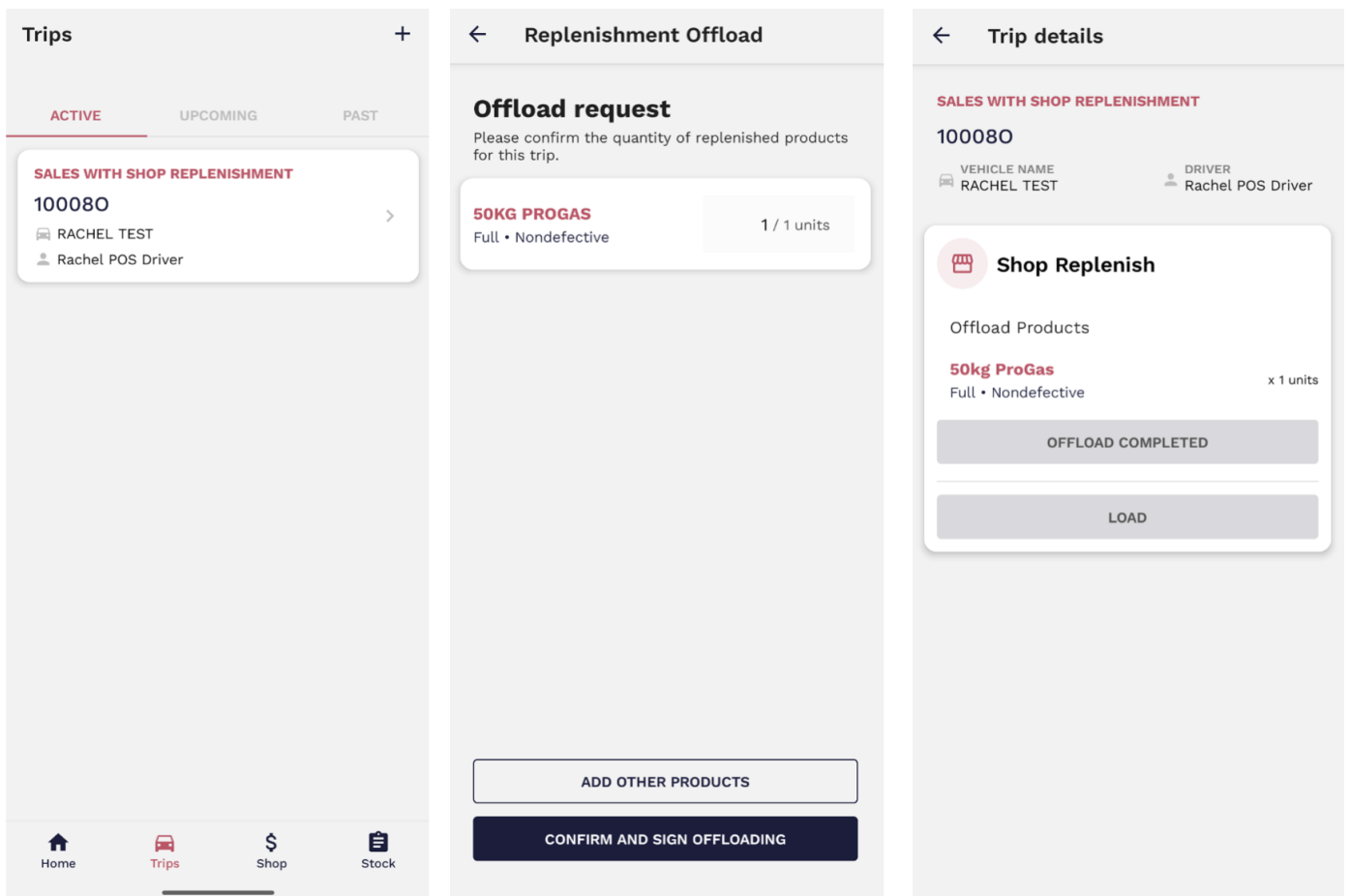
App - flow for sales with shop replenishment trips

We are now supporting a new trip type called `sales with shop replenishment trip`. This trip type allows a sales driver to replenish a shop within a sales trip. The sales driver will be able to load/start the trip similarly to a normal sales trip. Additionally, the sales driver will be shown an option to offload full products at any shop within their sales area, as well as load empties and defectives from a shop within their sales area into the vehicle.

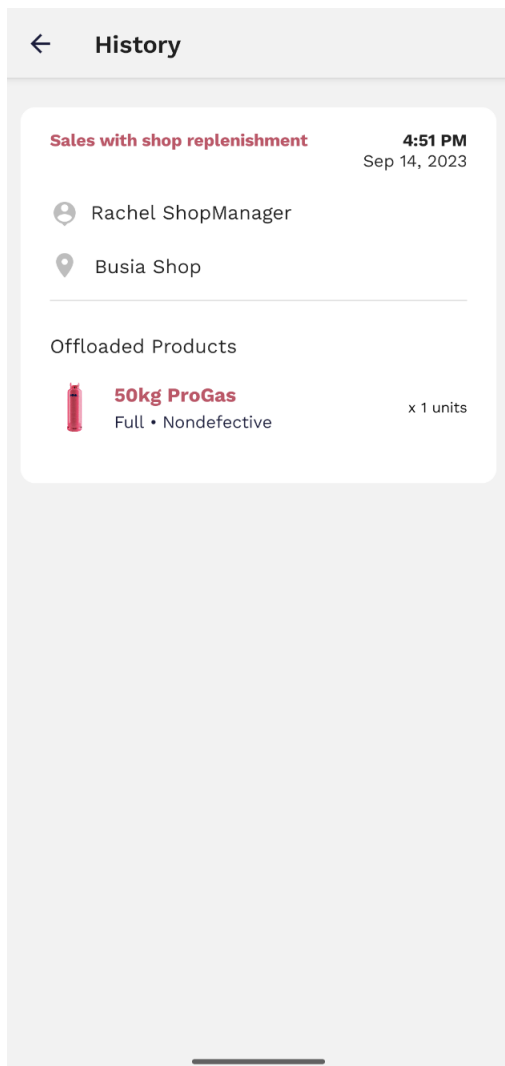
The replenishment is initiated by the driver by clicking on the offload button inside the Shop replenish section. The driver will determine how many FULL cylinders he wants to offload to the shop as shown in the screenshot:



After the driver confirms the offloading, the shop manager then needs to sign the movement within their app, as shown in the screenshot:



After both the driver and shop manager have signed the movement, the products will be added to the stock count of the shop and the trip summary will indicate the replenished amounts. The replenished products will show in the driver's trip summary. As well as in the selling history available to the driver within the app.




There will only be 1 shop replenishment offload and 1 shop replenishment load allowed per trip. When both replenishments are done the driver should see the buttons disabled with the labels OFFLOAD COMPLETED and LOAD COMPLETED.

 Trip details

SALES WITH SHOP REPLENISHMENT

100035

 VEHICLE NAME
Adolfo DRIVER
Adolfo POS Dri...

Load Products



Sell Products

SELL



Shop Replenish

OFFLOAD COMPLETED

LOAD COMPLETED



Offload Products

 Mwingi SL**6kg ProGas**

Empty

x 1 units