

3. Confirming and Signing Loading (+Scanning)

When a trip is created, both the container coordinator and the POS driver must confirm and sign loading. However, as the container coordinator, you must scan all gas cylinders during the loading stage (a scanner can participate in this activity and operate alongside you at the same time).

To perform product scanning, you need to follow the subsequent steps.

Loading

During the loading period, the container coordinator is responsible for scanning the cylinders that are about to be loaded. The scanner can also help during this step and work together with the container coordinator. In order to complete the scanning process and to confirm and sign the loading the driver must follow the next steps:

1. Go to the upcoming trip and click on 'scan'.

Trip details

SALES

10K86P

VEHICLE NAME
Rachel Test

DRIVER
Rachel POS Dri...

Load cylinders0/4

13KG PROGAS0/2

Full • Nondefective

6KG PROGAS0/2

Full • Nondefective

SCAN

2. Point the device's camera to the barcode and scan. Should the barcode be unscannable, you can choose the keyboard option and manually insert the serial number.



Scanning




CAMERA



KEYBOARD

0/1



 Point your camera at a barcode

DONE

Scanning

i

CAMERA

KEYBOARD

0/4

Enter product details

Cylinders with defective barcode should be reported defective

Enter serial number

Serial number

Enter manufacture date

Manufacture date

Date format: YYYY/MM

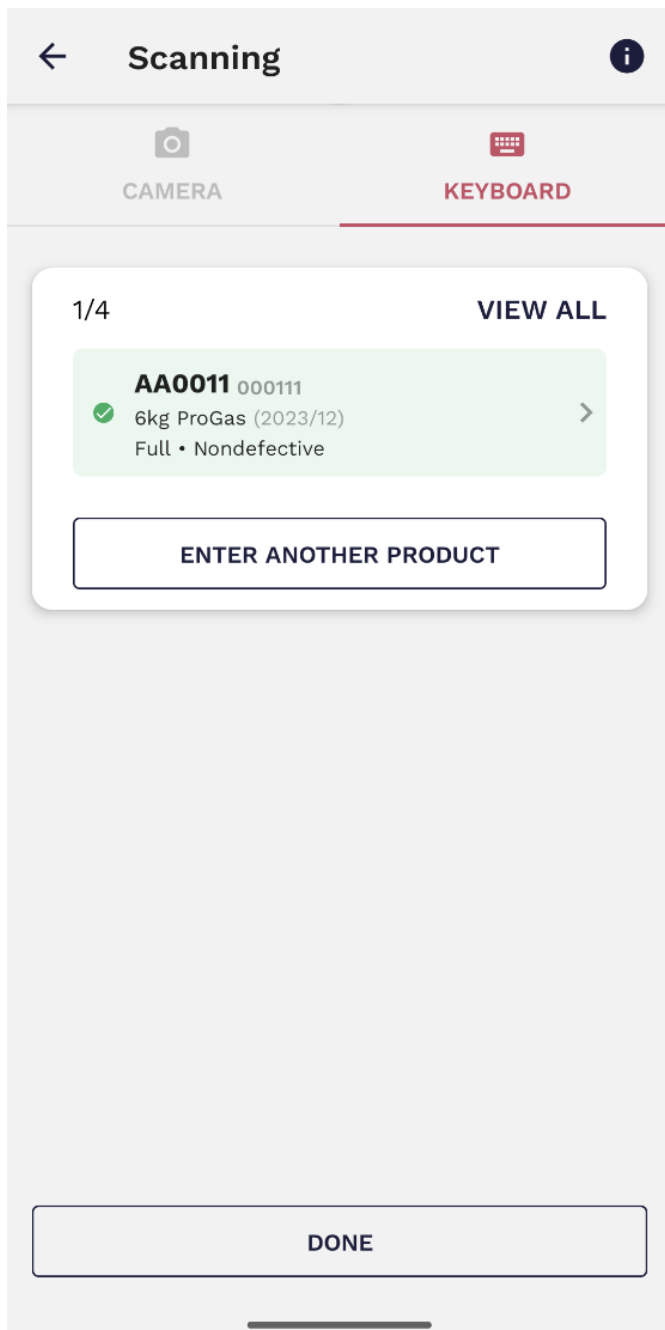
Select product type

Product type

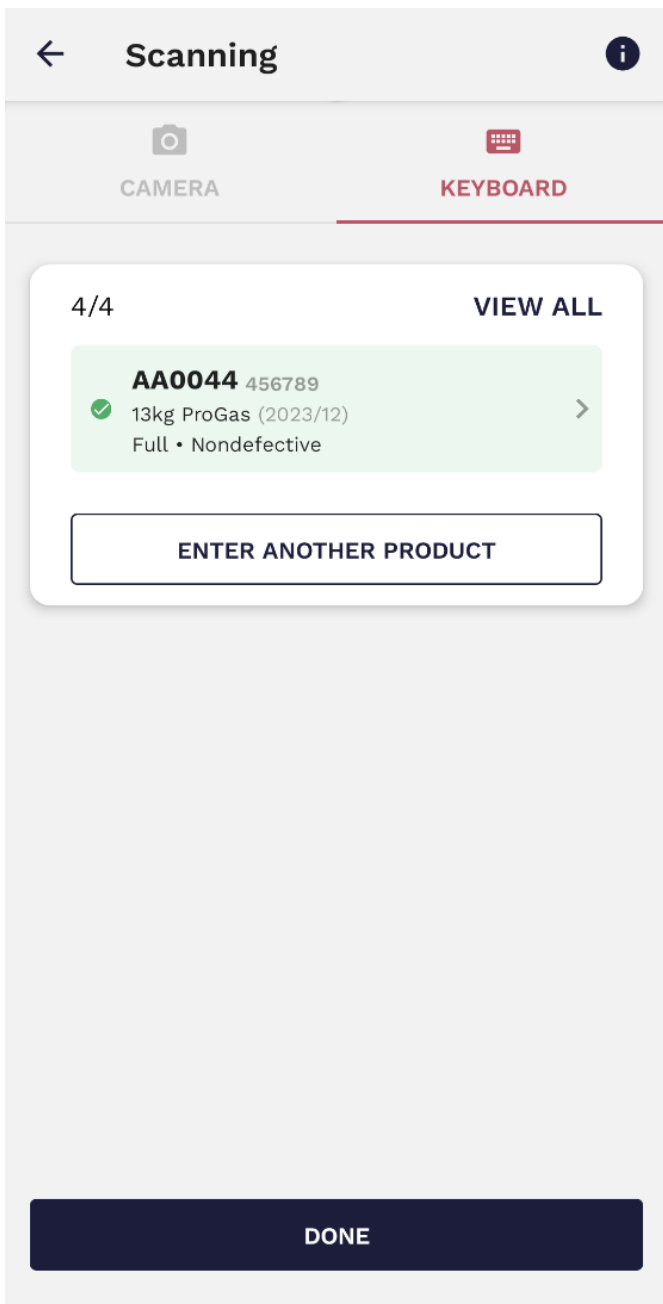
ADD PRODUCT

DONE

3. Add the product and continue to scan the rest of them until all the cylinders have been scanned (accessories do not have to be scanned).



4. When all the products have been scanned, click 'done'.



5. Click on 'confirm and sign loading' to complete the process. A window will then pop up where you must confirm loading.

← Trip details

SALES

10K86P

VEHICLE NAME
Rachel Test

DRIVER
Rachel POS Dri...



Load cylinders

4/4

13KG PROGAS

Full • Nondefective

2/2

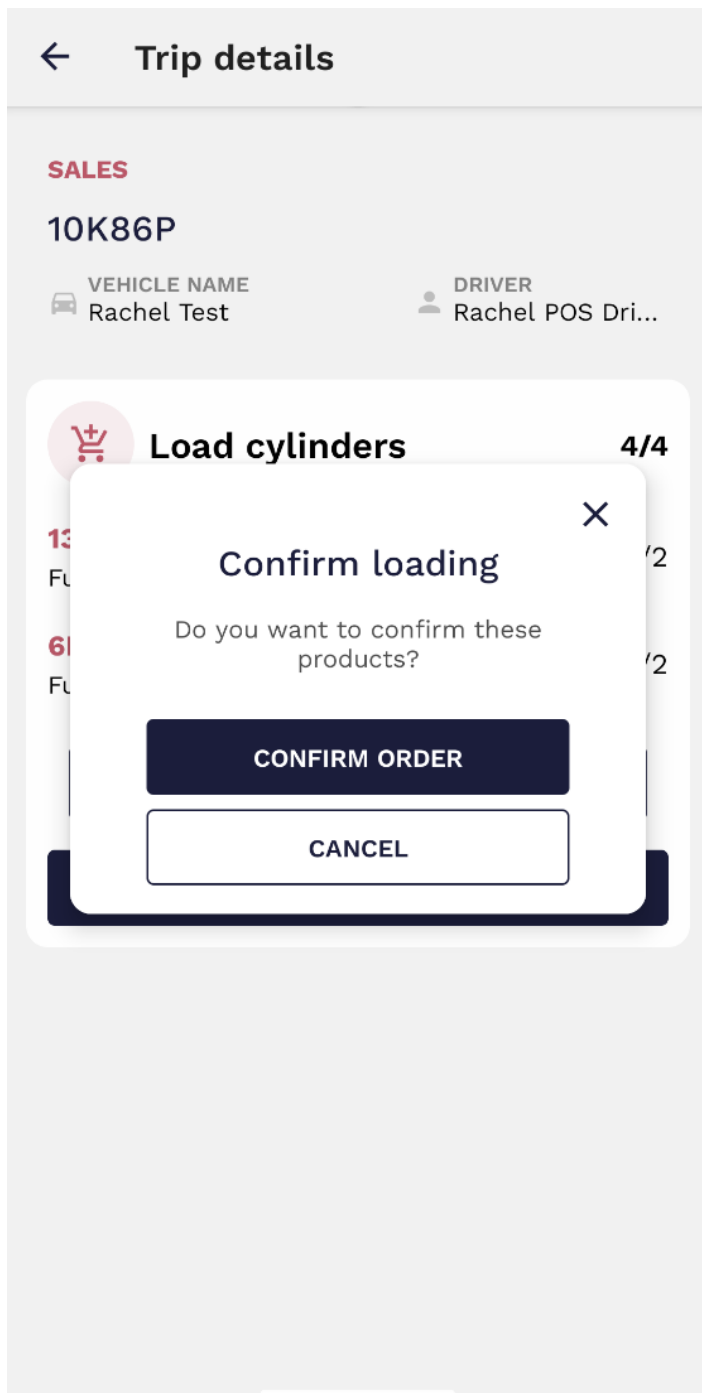
6KG PROGAS

Full • Nondefective

2/2

SCAN

CONFIRM AND SIGN LOADING



The order will remain in a pending state until the driver confirm and signs the loading from his device.

← Trip details

SALES

10K86P

VEHICLE NAME
Rachel Test

DRIVER
Rachel POS Dri...



Load Products

Buruburu SL

PENDING

Revision #4

Created 20 September 2023 08:31:26 by Rachel

Updated 16 February 2024 13:26:46 by Rachel